

Guimarães PDW

6-7-8-9 November 2014

Hotel Fundador - Guimarães, Portugal



QR code an easy way to collect history
to your mobile device

Closing the Gap between Family and School

SUBJECTS

- 1- The problem**
- 2- How to minimize it?**
- 3- Some tools**
- 4- ...and with QRCodes**
- 5- Mixed with ThingLink**
- 6- The main activity: What I have to do?**



Closing the Gap between Family and School

THE PROBLEM



....why families are so far way?



Closing the Gap between Family and School

HOW TO MINIMIZE IT?

.... using the “power” of digital to



...strengthen the bonds between
schools & families



Closing the Gap between Family and School

SOME TOOLS

<https://drive.google.com/>



Use Sheets to track student homework and share with parents. If you're using one spreadsheet, give each student an anonymous name or number.

Create groups for parents so that they can easily communicate with each other and share news and updates.



Closing the Gap between Family and School

SOME TOOLS

<http://facebook.com/>




Some teachers use Facebook to update parents about what happens during the school day. Having students post daily updates prompts them to reflect on learning and synthesize information*



***Tips, Tech Tools, and Strategies** for Improving Family-to-School Communication (edutopia.org)

One Idea...




QR code an easy way to collect history
to your mobile device



Closing the Gap between Family and School

... WITH QR CODES



QR code (abbreviated from Quick Response **Code**) is the trademark for a type of matrix barcode (or two-dimensional barcode) first designed for the automotive industry in Japan. A barcode is a machine-readable optical label that contains information about the item to which it is attached.



QR code - Wikipedia, the free encyclopedia
en.wikipedia.org/wiki/QR_code

Fonte: http://www.activehistory.co.uk/Miscellaneous/menus/history_mystery/qr.php



<http://www.qrcodestickers.org/>

<https://www.youtube.com/watch?v=7M2RsDLG5QY>



Closing the Gap between Family and School

...How to Create QR Codes?

<https://www.the-qrcode-generator.com/>

QR Code Generator Sign In **Generate** Scan What's a QR Code? PDF

TYPE

- Free Text
- URL
- Contact
- Phone Number
- SMS

Welcome to the Guimarães PDW

Static QR Code

Save Share Options 



Closing the Gap between Family and School

...How to use QR Codes?

QR Code Reader



Fonte: <http://edudemic.com>

https://www.youtube.com/watch?v=hSA3YsBy_pU



Closing the Gap between Family and School

...Mixed with THINGLINK

ThingLink - Any image can be interactive



ThingLink for Education

<http://www.thinglink.com/scene/531596115032670210>

<https://www.youtube.com/watch?v=1yrcCE4RK1s>



Closing the Gap between Family and School

...How to use ThingLink for Education

1

Use an App (Android or IOS) or access it on the web

* If using the web version you need to upload images and videos to the web before adding them to ThingLink.

2

Choose an image

3

Add interact "spots" on the image

<https://www.thinglink.com/edu>



Closing the Gap between Family and School

Tagging in three simple steps



1. CHOOSE AN IMAGE

Uploading images to your account is easy. Upload them straight from your hard drive or import from the web, Flickr or Facebook.



Closing the Gap between Family and School

Tagging in three simple steps



2. ADD LINKS

Add links to every site imaginable inside a ThingLink image.



Closing the Gap between Family and School

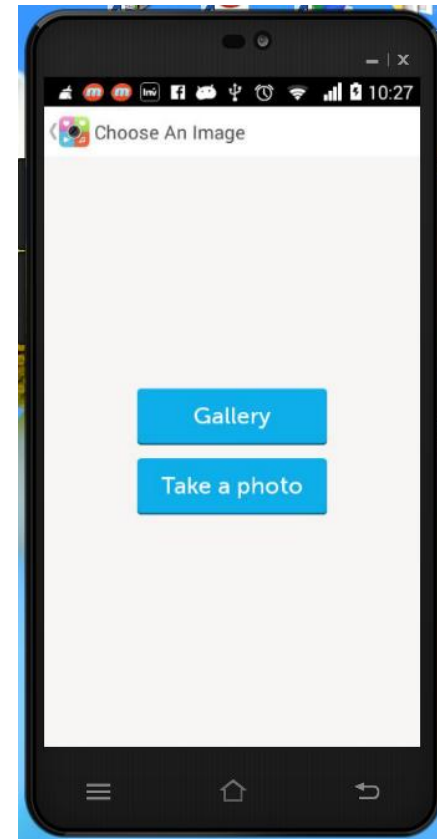
Tagging in three simple steps



Closing the Gap between Family and School

Hands on – Creative an interactive image with ThingLink

- Use your mobile device
- Take a photo
- Tagg it with some points



Closing the Gap between Family and School

OUTDOOR ACTIVITY

STEP 1

Follow the track and stop at the Points – *Map and Guide*



Closing the Gap between Family and School



Closing the Gap between Family and School

OUTDOOR ACTIVITY

STEP 2

In each STOP find a QR Code and do the task given by the information provided by the QR Code: *record a video, take a photo...*)



Closing the Gap between Family and School

ACTIVITY

STEP 3 (*in the hotel*)

With the video and images collected during the track use the image given in the workshop to create **an interactive image with ThingLink**.



Closing the Gap between Family and School

ACTIVITY

bit.ly/pdwguimaraes



Closing the Gap between Family and School

QUESTIONS

